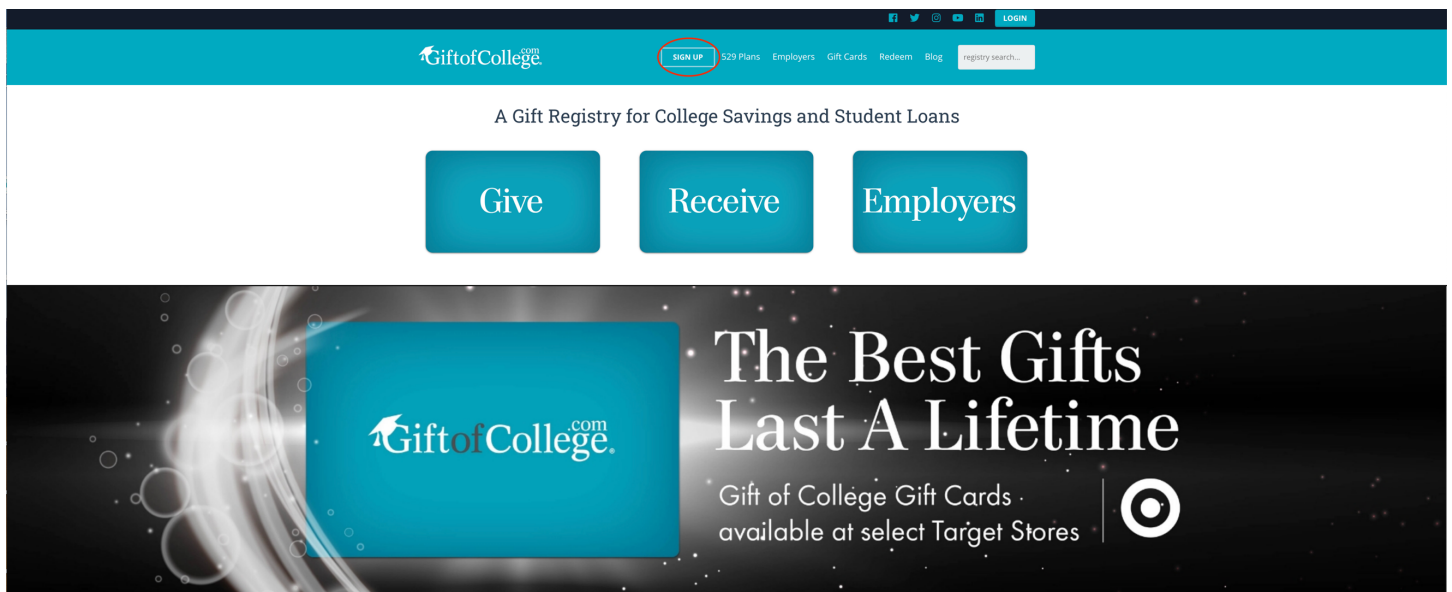


Gift of College Profile Setup

Introduction:

1. Create a Gift of College Profile
2. Link a 529 Plan
3. Redeem Gift Card
4. Invite Friends and Family to contribute by sharing profile

Create a Gift of College Profile: www.giftofcollege.com/register



Create a Gift of College Profile.

[illegible]

Confirmation email sent once Gift of College profile has been created.

The image is a screenshot of an email from Gift of College. At the top left is the Gift of College logo, which includes a graduation cap icon and the text "Gift of College .com" with "A college savings gift registry" underneath. To the right of the logo, the text reads "A college savings gift registry for 529 plans and student loan accounts". In the top right corner, there is a teal button with the text "Log In >". The main body of the email is white and contains the following text: "Dear Christine Keyser," followed by "Congratulations! Your Gift of College profile has been created!". Then, it says "Please log in at giftofcollege.com, navigate to your Account Manager, complete your profile and add your 529 Plan or student loan account." Below this, it says "If you have any further questions or concerns, please feel free to contact us." followed by "Thank you," and "Gift of College" with the email address "customerservice@giftofcollege.com". A note in italics follows: "Please note: This e-mail message was sent from a notification-only address that does not accept incoming e-mail. Please do not reply to this message." The footer is a teal bar containing social media icons for Facebook, Twitter, LinkedIn, Instagram, and YouTube. To the right of these icons are the links "GIFT CARDS", "BLOG", and "UNSUBSCRIBE". At the bottom center of the footer is the email address "CustomerService@GiftofCollege.com".

Complete “Personal Information” section and click “Save”.

The screenshot shows the 'Personal Information' section of the Gift of College Account Manager. The header includes the Gift of College logo and navigation links: My Profile, Account Manager, 529 Plans, Employers, Gift Cards, Redeem, Blog, and a search bar. The 'Account Manager' tab is active, with sub-tabs for Personal Information, Savings Plans, and Security Information. On the left, a profile card for Christine Keyser shows her date joined (5/7/2020), total earned (\$0.00), and a 'ways to save' link. The main form contains fields for First Name (Christine), Last Name (Keyser), Email (christine@giftofcollege.com), Phone (877-244-6630), Address (1234 Happy Valley Rd), City/Town (Phoenix), State (Arizona), and Zip (85083). There is also a 'My Picture' section with a 'Choose File' button. Below the form are three sections: 'Username & Password' with fields for User Name (GOC2010), Password, and Confirm Password; 'Multi-factor Authentication' with a brief explanation and an 'ACTIVATE MFA' button.

Choose the method you’d like to use to authenticate your account.

Multi-factor Authentication

You can authenticate via Email, Text or the Google Authenticator App.
Please choose the method you'd like to use:

Email to: christine@giftofcollege.com

Text to: 877.244.6630

Google Authenticator App

Enter code to complete MFA setup.



A college savings gift registry for
529 plans and student loan accounts

[Log In >](#)

Dear Christine,

Please enter this code into your browser to complete the MFA setup.

Code: 109047

Thank you,
Gift of College
customerservice@giftofcollege.com

Please note: This e-mail message was sent from a notification-only address that does not accept incoming e-mail. Please do not reply to this message.



[GIFT CARDS](#) [BLOG](#) [UNSUBSCRIBE](#)

CustomerService@GiftofCollege.com

To add a 529 college savings plan, click “Savings Plans” then “Add Plan”.

Gift of College

My Profile

Account Manager

529 Plans

Employers

Gift Cards

Redeems

Blog

Registry search...

Account Manager

Personal Information

Savings Plans

Security Information

Christine Keyser

Date joined: 5/7/2020

Total Earned: \$0.00

ways to save

Personal Information

First Name

Christine

Last Name

Keyser

Email

christine@giftofcollege.com

Phone

877

244

6630

Address

1234 Happy Valley Rd.

City / Town

Phoenix

State

Arizona

Zip

85083

My Picture

Choose File | No file chosen

SAVE

Username & Password

User Name

GOC2010

Password

Confirm Password

SAVE

Multi-factor Authentication

Use MFA to increase the security of your Gift of College profile. Signing in to MFA-protected profiles requires a user name, password, and an authentication method. You can authenticate via Email, Text or the Google Authenticator App.

ACTIVATE MFA

5

Select 529 college savings plan from drop down menu, add beneficiary name and account number. Click "Save".

GiftofCollege.com

My Profile

Account Manager

529 Plans

Employers

Gift Cards

Redeem

Blog

registry search...

LOGOUT

Account Manager

Personal Information | Savings Plans | Security Information

Christine Keyser

Date Joined: 5/7/2020
Total Earned: \$0.00

Current Plans

ADD NEW PLAN

Plan Title: Michelle Keyser
Message:
Amount Needed: \$0.00
Unique ID: 46464-12483

EDIT PLAN

Add Plan

If you do not already have a 529 account, [click here](#) to explore options. Once you select a plan and set up your account, return to add your plan name and account number.

Name on Account

Christine Keyser

Savings Plan or Student Loan Account

Virginia - CollegeAmerica (opened through Morgan Stanley)

Beneficiary Name

Michelle Keyser

Account #

12345678

Saving Details

(optional)

Beneficiary's Picture

Choose File No file chosen

☐ Display Gifts to Visitors

☒ Active

SAVE

My Profile Page: Receive gifts directly to a profile or redeem a Gift of College gift card.

The screenshot shows the 'My Profile' page for Michelle Keyser. The header includes the Gift of College logo, navigation links (My Profile, Account Manager, 529 Plans, Employers, Gift Cards, Redeem, Blog), and a search bar. A 'What's Next?' section lists tasks like completing a profile and adding a blog. The main content area shows a profile for Christine Keyser with a placeholder image and a 'Gifts Received: \$0.00' status. Below the profile, there are two buttons: 'GIFT' and 'REDEEM GIFT CARD', with the latter circled in red. A 'Gifts' section contains a note about gift visibility settings. The footer includes links for Company, Products, Gift Cards, and Legal, along with social media icons and a copyright notice.

Click "Redeem Gift Card" if redeeming a Gift of College gift card.

The screenshot shows the 'Redeem Gift Card' page for Michelle Keyser. The header is identical to the previous page. The main content area is titled 'Gift for Michelle Keyser' and includes a 'Gift Method' dropdown set to 'Gift of College Gift Card'. Below this is the 'Gift Card Information' section, which includes a note about PIN requirements, a 'Gift Card Number' field, a '4 digit PIN' field, and a 'Gift Card Amount' of '\$0.00'. A 'CHECK VALUE' button is present. The 'Review & Submit' section shows the 'Gift Amount: \$0.00' and 'Gift Method: Gift of College Gift Card', with a 'SUBMIT' button. The footer is identical to the previous page.

On the “My Profile” page, click “Gift” to gift directly to a profile using a credit or debit card.

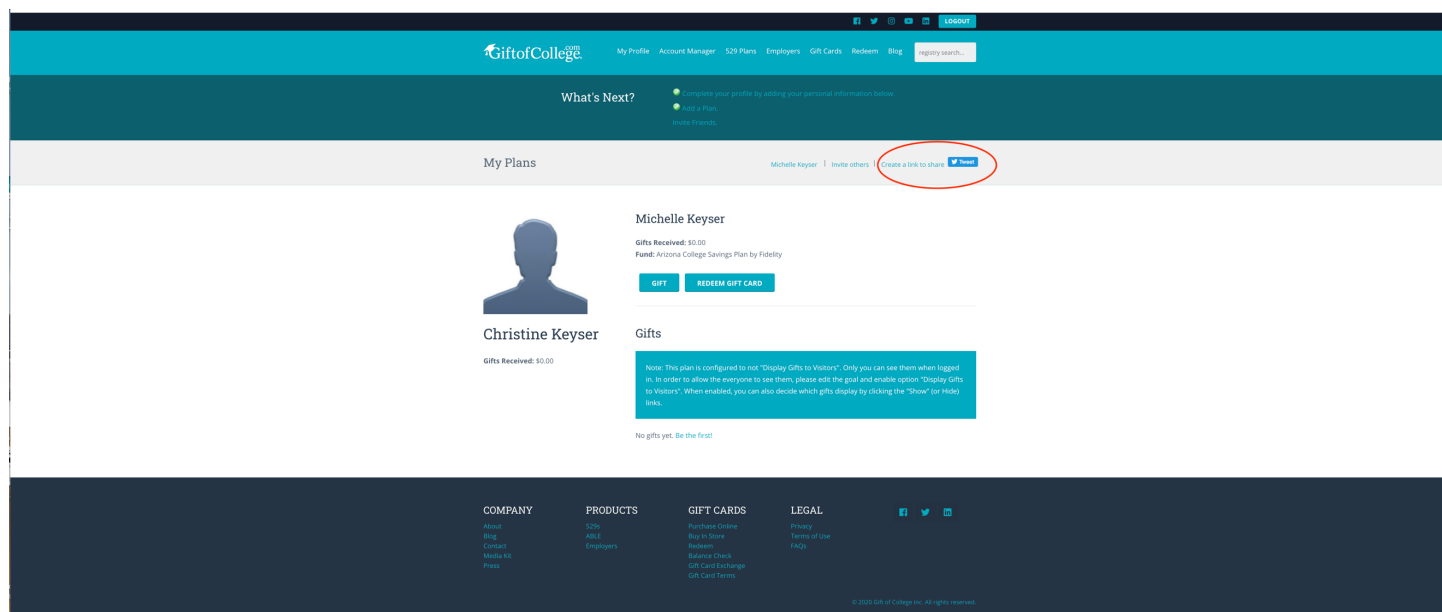
The screenshot shows the 'My Profile' page on the Gift of College website. On the left, a profile card for Christine Keyser shows 'Gifts Received: \$0.00'. The main area contains a 'Gift' form with the following sections:

- Gift Method:** A dropdown menu set to 'Credit Card or Debit Card'.
- Gift Information:** Fields for 'Gift Amount (between \$25-\$500)', 'Gift Giver's First Name', 'Gift Giver's Last Name' (pre-filled with 'Keyser'), and 'Gift Giver's Email'.
- Payment Information:** Fields for 'Credit Card Type' (dropdown), 'Name on Credit Card', 'Credit Card #' (dropdown), 'Expiration Date' (01-January), 'Year' (2019), and 'Verification Code'.
- Your Billing Address:** Fields for 'Address', 'City', 'State' (dropdown), and 'Zip'.
- eCard:** A checkbox 'Would you like to send Christine Keyser an eCard?' with 'Yes' selected.
- Comments:** A text area with a '200 characters remaining' indicator.
- Review & Submit:** A summary of the gift details and a 'Submit' button.

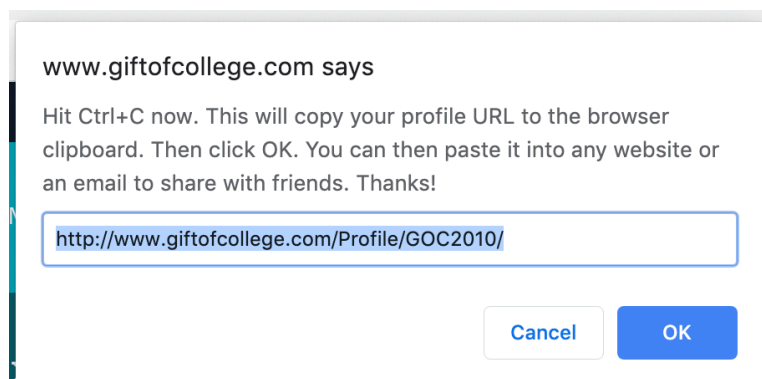
To invite others to a profile, click “Invite others” on the “My Profile” page.

The screenshot shows the 'My Profile' page with a focus on the 'My Plans' section. A red circle highlights the 'Invite others' button next to the 'Michelle Keyser' profile. The page also shows a 'What's Next?' section with tasks like 'Complete your profile' and 'Add a Plan'. Below the 'My Plans' section, the profile card for Christine Keyser is visible, showing 'Gifts Received: \$0.00'. The bottom of the page features a footer with links for 'COMPANY', 'PRODUCTS', 'GIFT CARDS', and 'LEGAL', along with social media icons and a copyright notice.

Members can also “Create a Link to Share” to their profile.



Create a link to share.



Share a link on Twitter.

